
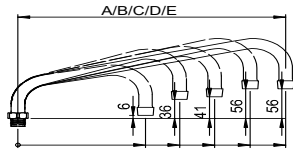
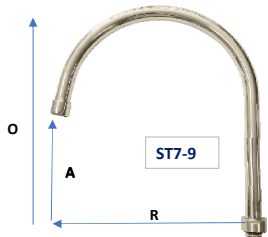




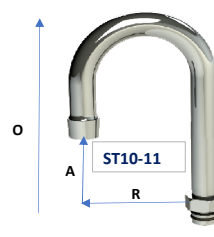
# Global FISHER & Global STAINLESS - SPOUTS & TAPWARE -




I.D.	ST1	ST2	ST3	ST4	ST5	ST6
STANDARD Swivel Spout						
Drwg / Size	A / 6"	B / 8"	C / 10"	D / 12"	E / 14"	F / 16"
A - Height	6mm	36mm	41mm	56mm	56mm	62mm
O - O/All Hgt						
R - REACH	179mm	227mm	276mm	326mm	376mm	426mm
Part No.	G3006S	G3008S	G3010S	G3012S	G3014S	G3016S



I.D.	ST7	ST8	ST9
GOOSENECK Swivel Spout			
Size	6"	8"	9"
A - Height	160mm	150mm	135mm
O - O/All Hgt	292mm	300mm	300mm
R - REACH	165mm	200mm	230mm
Part No.	G31-6-9S	G31-8-12S	G31-9-12S



I.D.	ST10	ST11
GOOSENECK Swivel Spout		
Size	6"	12"
A - Height		
O - O/All Hgt		
R - REACH		
Part No.	G3106S	G3112S



I.D.	ST15	ST16
Spout Height Extensions		
Made to Order		
TYPE 1	Swivel x Swivel = ST15	
Heights	90mm / 150mm /	
available	190mm / 265mm	
TYPE 2	Fixed x Swivel = ST16	
Heights	90mm / 150mm /	
available	190mm / 265mm	
Part No.	GS-SPEXT-SSXXX	GS-SPEXT-FSXXX

Spouts are made & Formed from 19mm S/S Tube & then Highly Polished

x = Height required from above selection  
Fixed = Non Swivel



### DECK Mount


I.D.	SS01	SS02
Tap Type	Single	DUAL
Breach Info	n/a	n/a
Height	72mm	67mm
Tap Hole	25mm	32mm
Connection	1/2" x 1	2 x Flexie Tails - 1/2"
Global Fisher - Pre-Rinse Body	Part No. GF02S	GF03S
Global Stainless - Tapware Body	Part No. GS02S	GS03S

I.D.	SS03
Exposed Breach	Fixed @ 206mm
	25mm x 2
	1/2" x 2
	GF4S
	GS4S

I.D.	SS04
Outlet only	n/a
	25mm
	1/2" x 1
	GF06S
	GS06S

I.D.	SS05
Pot Filler	n/a
	n/a
	n/a
	3/8 in / out
	G-500

Global Fisher - Pre-Rinse Body  
Global Stainless - Tapware Body



### WALL Mount

I.D.	SS06
Tap Type	Single
Breach Info	n/a
Dist. Out	64mm-Wall to Outlet
Tap Hole	25mm
Connection	1/2" x 1
Global Fisher - Pre-Rinse Body	Part No. GF11S
Global Stainless - Tapware Body	Part No. GS11S


I.D.	SS07
Exposed Breach	Adjustable 197 - 210mm
	72mm (wall to Outlet)
	25mm x 2
	1/2" x 2
	GF15S
	GS15S

I.D.	SS08
Outlet only	n/a
	74 (Wall to Outlet)
	25mm
	1/2" x 1
	GF16S
	GS16S



NOTE - Tap REPAIR KITS for Hot & Cold are readily available through out Australia via ordering through Reece or any Plumbing store.

Global Fisher - Pre-Rinse Body  
Global Stainless - Tapware Body



ST12

ST13

ST14

ST17-18

I.D.	ST17	ST18
Laundry Arms		
REACH	150mm	225mm
Tap Hole	25mm	25mm
Connection	1/2" x 1	1/2" x 1
Part No.	SLA150	SLA225

ST19

I.D.	ST12	ST13	ST14
Spout With End Tap & Extending Reach			
Size	7"	11"	18"
Height			
O/All Hgt			
REACH			
Part No.			

I.D.	ST19
Spout Repair Kit	
Contains :	
1 x Plastic Circlip	
2 x Spout O'Rings	
1 x Tube Lubricant	
Part No.	G-SKIT

P - 1300 85 25 15 E - sales.info@globaltapware.com